


I'm not robot  reCAPTCHA

Continue

Hotspot keeps turning off android

Android wifi hotspot keeps turning off. Why does hotspot keeps turning off. Hotspot automatically turns off android. Why does my mobile hotspot keep turning off. Why mobile hotspot automatically turns off.

The frequent separation of Hotspot poses a big problem for your work. Whether you work from home or outdoors, you do not want constant interruptions to lose your job. Start the hotspot is a way to fix it, but it would be frustrating to keep it from time to time. And it only costs you more to buy a backup internet plan for your hotspot.

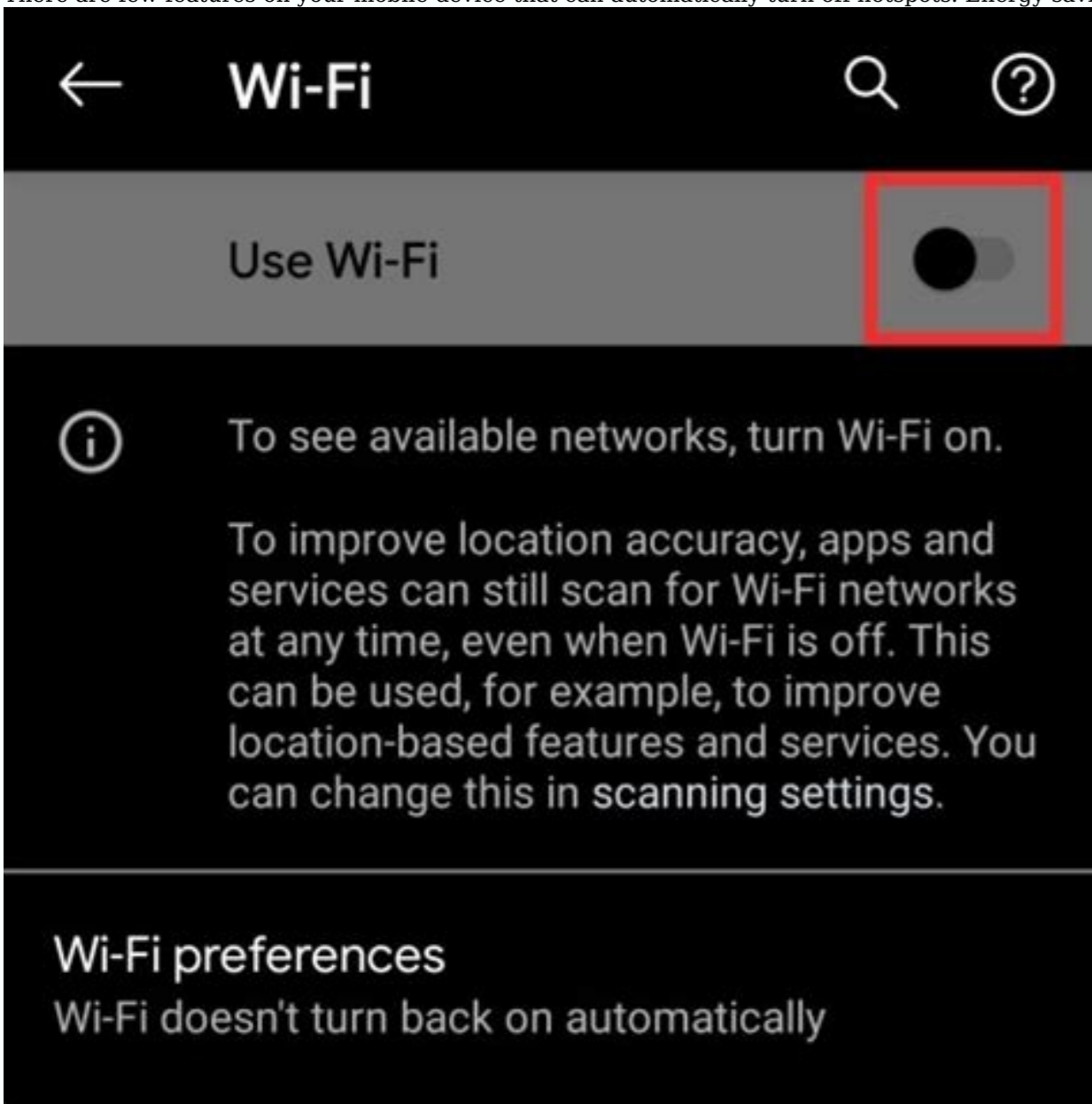


Using RoboHelp (2017 release)



May 2, 2017

Why is my hotspot going on?
There are few features on your mobile device that can automatically turn off hotspots. Energy saving mode is one of the most common causes. To solve this, simply download your phone or disable the function completely.



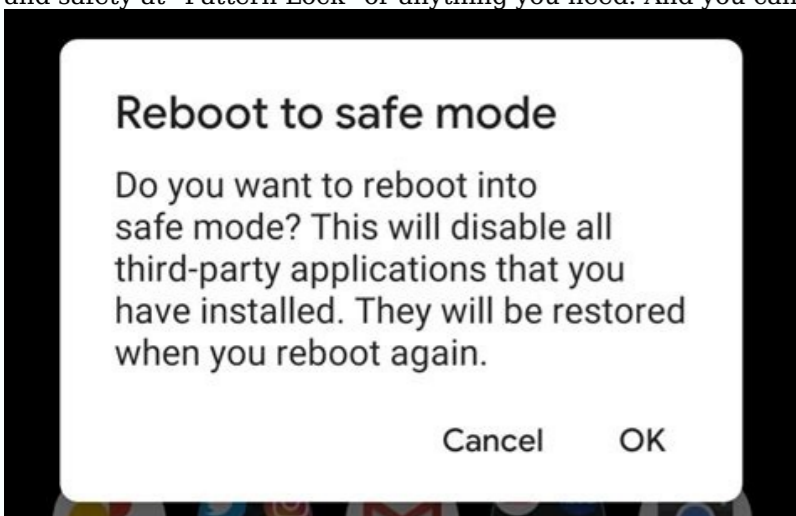
But it's not your phone that causes the problem or the solution works, don't worry. There are still many solutions for the problem. If the hotspot is from your PC, your network can be configured as measured. Measuring networks are configured to limit network traffic by approaching the border. If the hotspot is from your phone, your phone data can be near the border. Check the use of data on your phone to see if you have exceeded your plan. If this is the case, the phone can close the internet exchange via Hotspot. This information should also be visible in your provider's mobile app. On the PC network icon, select the system tablet. Select properties in the currently active network. Move to the measurement connection and select Change the data limit settings. Select the use of data. If the data used have exceeded the limit or the remaining data have ended, your hotspot will stop the work. On Android, go to settings and tap Wi-Fi networks. Select the use of data. If your data usage exceeds the plan you purchased, your data will no longer work. On iOS Go to Settings and tap Cellular. Go to cell data.



Here, too, if your data usage exceeds the plan, the hotspot is automatically blocked. Time setting on your device Wi-Fi hotspot features on new phones are improved to reduce energy consumption. Whendevices connected by a certain amount of time, the system shuts down the hot spot. Depending on your phone, you can or can't turn it off. See your provider for details. P.P. Choose the system's network plate. Right mouse button on Mobile Hotspot and choose Go to Settings. Check the on button. Android Open the Hotspot " tethering ops. Go to Wi-Fi access point. Check the automatic transport operation. Please note that the construction may vary slightly depending on the phone provider. But the building is always under the mobile hotspot. iOS does not provide timemaut construction. The battery waiting device, if your phone or PC is low on the battery, your access point is automatically switched off. Using a mobile hot point means you use two things at the same time: Your connection to data transmission, your phone atMa Wi-Fi functions Both consume system resources and drain your battery. If your hot spot is set at 5 GHz, the battery goes faster. Therefore, your system can stop one or more of the previous tasks to optimize battery life. Interference and out of range Your Wi-Fi may be out of reach. Ideally, the mobile hot bed band on WIFI and Bluetooth is about 30 feet. You will feel a marked lack of productivity outside this radio. If it's not a distance problem, something keeps blocking your wireless access point. It could be another point or router in your environment. In addition, laptops can provide a better range of Wi-Fi than phones.



But no Hotspot device will work as well as a router. Use the app, like Wifi Analyzer, to see if you have a problem with the range. If you use an old device with a hot point, it may not work properly. The older devices may have damaged your Wi-Fi antenna. Or they may have stopped receiving software updates. Therefore, any systemic error resulting in hot point problems remains unfixed. Whatverthese devices can no longer supply hotspots with good performance. FAQ Why does my Verizon Hotspot keep the connection? A mobile hotspot device like Orbic Verizon Speed Mobile Hotspot can keep the separation for several reasons Perhaps my phone has no way to prevent this. I cannot find any "outtime" for wifi-hotspot from my Android phone. I found an alternative solution: 1. I will block security (Pattern lock/password etc.) when I wifi-hotspot and works well. For all Android Mobile must work, I believe: For "Setting" - "Safety" - confi "Screen Lock" (you may need to enter existing patterns or password for blocking) and establish security to "None". 2. Also fix sleep time to a small number like 2 minutes or 15 seconds, etc. To change the duration of sleep, go to "Settings" - title "Display" - title "Sleep". After that, it is to be hoped that your phone will not stop wifi-hotspot when it goes to sleep mode. When you finish your job Activate You will receive security later by going to the same menu and safety at "Pattern Lock" or anything you need. And you can also change the sleep settings as you wish.



I have faced this problem with my Android phone I currently use. This solution works perfectly for my phone and I found this solution myself not finding a solution on the Internet. Then I shared the solution here in the flow of the stack. My recent findings are that perhaps the second step (recited above) can also do the trick alone. Go to the mobile hotspot menu. Select Settings. Select Advanced. Change the selection under "Stop if there is no connected device". # In this article we will teach you how to fix Android Hotspot keeps Turning Off Issue. The mobile hotspot feature allows your Android phone to share your mobile data connection by starting Wi-Fi hotspot on Android. Other Wi-Fi devices - computers, laptops, other mobile devices - can access this Wi-Fi network and use the mobile network. The method is designatedIt also generates mobile hotspots, although there is no heat or fire. If there is no nearby radio network or your large internet dross, you can rely on Smart Underwood or the Board. You don't even need a cable, just

an affordable data plan. Some robot users face the problem that automatically shifts the portable WLAN access point after 1.2 seconds. The entry point of Wi-Fi has been very disturbing, especially when users do something important. The WLAN contact points offer people the opportunity to use their connection to the network, as you can use the WLAN entry point for personal reasons, e.g. a network connection from a laptop or diskette, which is not the only purpose. But recently this function was at least disturbed. We mentioned steps to solve the problem of Android Hotspot to stabilize the problem that Underwood automatically closes. Consistent with Hotspot and Tethering's choice, Wi-Fi on your advanced laser screen. Press the button. If you have the same problem, your personal input will not disappear in a few seconds, even after all the above steps, if you have the same problem: the battery savings come with almost all mobile phones and, if possible, there may be some problems related to the mobile truck station. Mobile launcher and battery launcher remain on opposite sides or not, so if the battery recovery device works, turn it off. To do this, you can expand the housing bar and find the battery scale, move the button to disrupt the savings batteries on Andrew's laptops. If you do not see this icon, open the Stings application and go to the battery department here, you get a choice called Patry Ambassador. If you could get Wi-Fi on your phone, and Wy-Fi Hot Spots Mobile trucks will not work immediately, and first it is recommended that the Wi-Fi communication function be disrupted and then try to start with the Wye-Fi hot station on Androids. Although this option is not available on all mobile phones, some Samsung users can see this option at the time they determine the location of the function. Samsung allows users to set time limits and helps people connect someone to the Internet for a certain period of time. If the date of the sliding jump is set for 5 minutes or 10 minutes or something, the solution is simply that you must choose to never waste your time in a break to overload countless problems if this problem starts to come up recently, it is better to reboot your phone before trying some hard decisions, and if there's an internal error in the file, and that's the problem that's causing a simple overload. We hope that our article on how to fix Andrew Hotspot will help you solve all your problems with Hotspot, but you can use the Internet on your phone without direct access to the Internet, but Hot Spot can face the topic on the smartphone to correct this tracking of the steps mentioned above. The exchange of the Internet from one portable to another is appropriate and often has problems with any relevant body. Be the Windows computer, Eus, Andrew's smart phone, Ebad or Underwood, we have detailed resources to detect mobile locations on several devices and operating systems. In this evidence, we'll focus on Underwood first, see that your device has a strong network power or a reception that Hot Spot mobile can automatically explode on Underwood if there is... I hope the area you're in is strong You could also try to disable the mobile hotspot and turn it on after a while. Even better, put the device in AirPlane mode for a few minutes and turn it off.1. Latest phones It is common for (some features of) Android devices to act after you run too many applications/processes or stand up for a long time. Luckily, the device can simply be restarted to restore the properties, applications or processes affected again normally. Start your Android smartphone or tablet when the mobile hotspot continues to turn off. Press the power button and press the power options. Go to the next solution if Mobile Hotspot continues to start after restarting the device.2. Edit Hotspot Settings Timeout Some Android phones have timeout settings to automatically disable the Internet when non-connected devices. Then check the Mobile Hotspot configuration of your phone for any timeout configuration. Step 1: Start Settings and select Network & Internet. Step 2: Select "Hotspot & tethering". Step 3: Select Wi-Fi Hotspot. Note: Depending on the brand and model of the device, this option can be called Hotspot Mobile or Internet Hotspot. Step 4: Tap the Advanced Down button. Step 5: Automatically turn off the "Add Hotspot" option. On some Android smartphones - for example Samsung devices - you will find the possibility to remove timeout hotspots that are marked as never timeout - always keep the Wi-Fi hotspot on, or Unlimited. Then, when you see one of these options on the Mobile Hotspot settings, select them to disable all time restrictions placed on the device's internet tethering. You can also configure the timeout settings for longer - say 30 minutes or more. Note: Release You can drop off your phone or tablet battery more quickly on an activated mobile hotspot without connected device.3. Deactivate the Saver If Mobile Hotspot battery will continue to turn off the Android device despite deactivation (or change) of its timeout settings, check that you have not activated Battery Saver. 2. Sever, if he can, has the ability to temporarily limit certain applications to extend battery life if Android Hotspot continues to explode, Patri Sver uses and tries again. Step 1: Start working and select the battery. Step 2: Next step, select the Ambassador Battery. Step 3: Turn off the button. You can also disable Patri Savier from your device. Get your smartphones out, rts the tethering of cell data/internet. When you are connected to the Wi-Fi network, you can't share Underwood's smart web to other devices via Mockle Hotspot, which makes Android Hotspot sometimes escape if your smartphone is? Wi-Fi still works, even when connected to a network, it automatically checks the network of your home or office. If you find one, it creates a connection and immediately cancels your engine. The same could happen with your phone or advice. If you turn off your mobile card and continue to drive and close your computer, it will prove that Going to Settings Network, the attachments or other unused applications that work on the back, and try to use Mobile Hotspot again. In addition, restarting online telephone lines can also help solve the problem. Try all the above decisions and let us know which of them worked for you. Next: It extends to errors and adhesives that prevent your Windows 10 laptop from accessing your Android Access Point. The article below lists some corrections you can try. Try it.