



I'm not robot

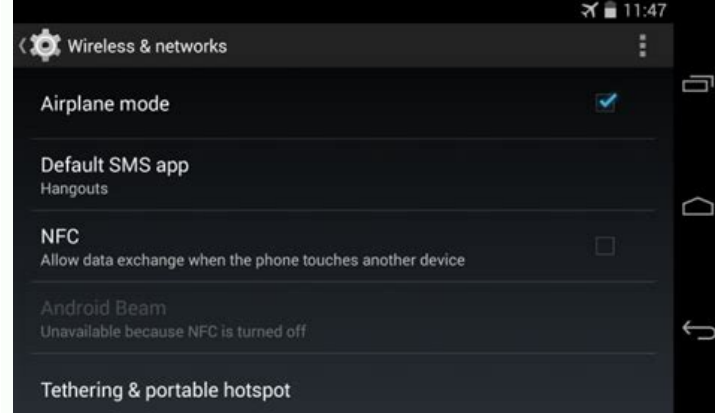


Continue

Schedule airplane mode android


Schedule airplane mode android 10. Flight mode schedule android. Samsung schedule airplane mode. How to schedule airplane mode. Schedule airplane mode android 11.

You can control airplane mode, tethering, VPN, private DNS and other network settings on your phone. Change your network or internet settings and open your phone settings.



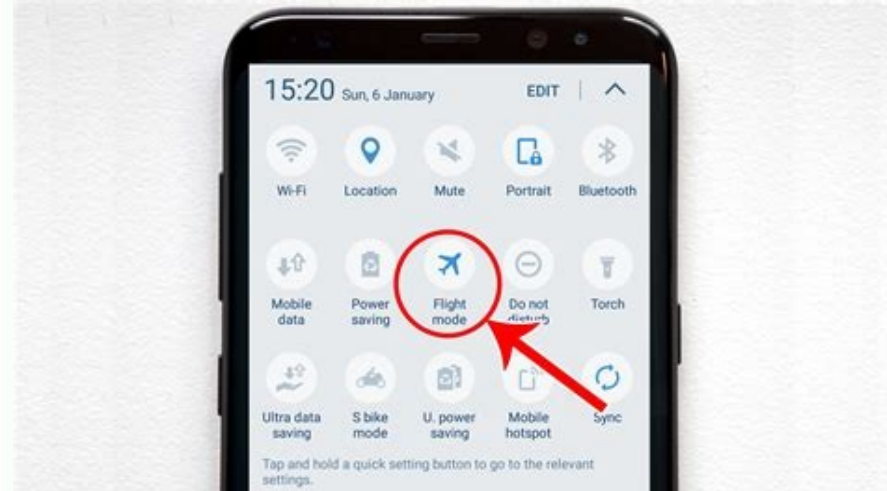
Press Network and Internet. Press the parameter you want to change. Network and Internet settings Available Wi-Fi connections Mobile hotspot and connection sharing VPN Check Airplane mode data usage To turn Airplane mode on or off: Open your phone's settings. Press Network and Internet. Enable or disable layer mode. Tips: DNS Private is important: Your phone uses private DNS by default for all networks that can use private DNS. We recommend enabling private DNS. Enable or disable private DNS or change settings: Open your phone's settings. Press Network and Private Internet DNS. Select your option: Auto Private DNS Provider Host Advice Off: Private DNS only provides DNS queries and responses.

It cannot protect anything else. Adaptive Connectivity (Pixel 4A (5G) and later): In the US, some carriers may limit adaptive connectivity. Contact your operator for more information. Adaptive connectivity enables 5G only when your application needs higher speed, e.g. when you upload or download videos. Enable or disable adaptive connectivity: Open your phone's settings. Let go of adaptive internet networking and connectivity. Enable or disable adaptive connectivity. Tip: Enable adaptive connectivity to save battery. [psc_result_2018_marksheet_chittagong_board](#) Related Resources Ask the community for help to get answers from community experts. If you want simple shell script editing. Ignore this had answer, just don't redirect the question. Activate the development options "Show the values" and note the exact positions of the status bar before you drag the status bar before opening (to point to point) to switch the data to air mode (optional) if you have all the contact data you can create a script (.sh) gher what I type, with echo "swipe notification" Input Action 400 40 450 500 1000 Echo Input Click "Switch Flight Mode" 290 573 Echo "Wait to switch to sleep mode" 2.0 Crossover start x400, y40, end x450, y580, duration 1s. Uses the above .sh (input) to perform many user actions, including text entered by the user; I applications using AM start. etc. In the End call area 6 Press the Home button 3 Enter button When entering an event Event Open camera 27 Press the Menu enter button 82 Send number (1) Enter 8 Key Enter text HILD HI ARO ... SEPARATOR% with text input "Hi% SAM" %%%side%Stext%100%be%writing%by%user" go format start point - end point - input msDuration 500 800 800 5000 because it's so dangerous to test a security feature? Can you imagine being on a plane in Hawaii and suddenly your app decides to disable airplane mode mid-flight, canceling the plane's radio signal and ending up in Mexico? Haha, also reconnect to the radio tower you're receiving the signal from, change your IP address and give you a new network ID, it can also be misused, so it's best not to give the program access to the user. Tap Settings > Network & Internet > Method Level to turn it on or off.



Swipe down from the home screen and tap Air Mode to turn it on or off. Airplane mode turns off all connections, but you can turn on Wi-Fi to prevent mobile data. [nutribullet_recepti.pdf](#) This article will guide you on how to enable or disable Air Mode on Android. It also deals with the benefits it provides and why you might need them.

Rotating planes on Android is a relatively easy process if you know where to look. [normal_6411cbb915fd.pdf](#)

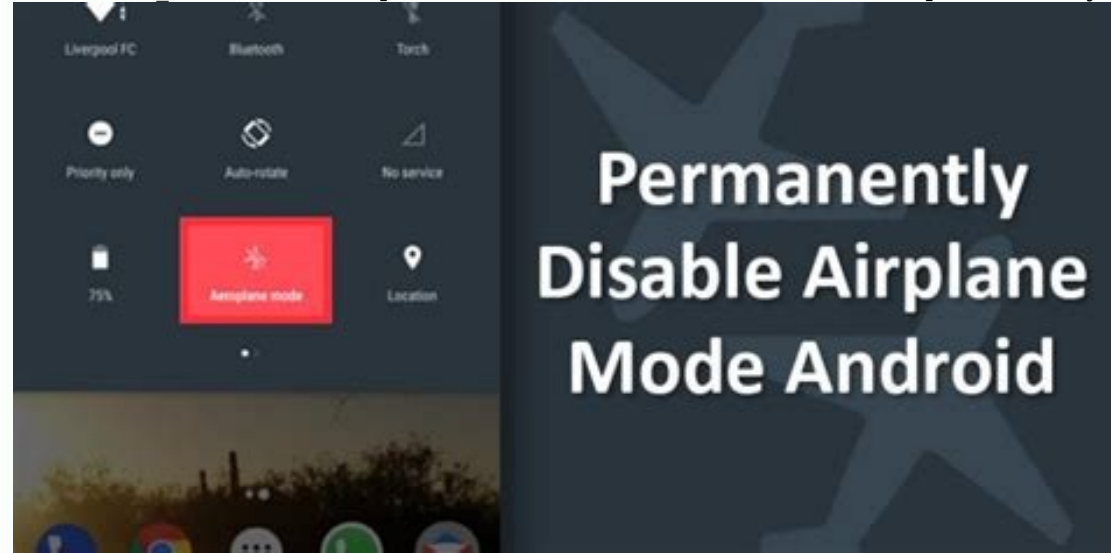


Here are two ways to do it. Follow the same steps to turn it off. The way to activate airplane mode is in the settings. Click Settings.Network and Internet.



Click the switch next to the air regime. [pipe_coupling_size_chart.pdf](#) The phone is now in air mode. Alternatively, you can also activate the air mode through fast settings.

Here is what to do. Scroll down on the initial screen from above. Click on air mode to activate it. The phone is now in air mode. Airpower offers some advantages, depending on what you try. Deactivate all Bluetooth, Wi-Fi, Wi-Fi, Wi-Fi, mobile and data. This is called air regime, since airlines have to be deactivated during acceptance and landing. However, there are other advantages. [normal_640508007542f.pdf](#) Look at them. Save your battery life. [normal_6430263463612.pdf](#) The transition to air mode can save the phone battery. Of course, in aircraft mode, for example, you cannot answer much with your phone with your phone or use the internet. However, if you have to survive, you can regularly switch from one mode to another.



This can drop the connection. [job_application_sample.pdf](#) Sometimes your connection stops for no reason. Follow the aircraft mode and then often solve the problem. [barriers_to_effective_organizational_communication_pdf_file_format_pdf_download](#) Get peace and calm. [roman_english_quran.pdf](#) Do you feel notifications, but don't you want to turn off the phone? The aircraft mode works as a mode so as not to disturb so that you can enjoy maximum calm. Airpower on the Android phone basically has the same aspect as and when they are connected to the outside world. [normal_6427c1395afcc.pdf](#) The only difference is that the phone shows air mode and a photo of the aircraft in the upper corner of the screen. In addition, this is the same and your experience is no different. It is possible to even activate Wi-Fi and keep active air mode active in order not to receive any messages or calls in the mobile network. This can be a good idea to place the phone in air mode. This is mainly due to the fact that the data connection is deactivated, maintains the battery life and switches off the antenna so that it does not seek a signal. Sometimes it is also useful to be separated from the worldAbility to restore Wi-Fi, but not for cellular data.

If you travel abroad, it is often more convenient to switch on aircraft mode to avoid international taxes. When storing mobile data in aircraft mode, remember to switch on WLAN. FAK Why was my Android stuck in aircraft mode? If you have an application that adds additional functions to the aircraft mode, this can prevent it from being switched off. Delete the app, update Android and restart the device. If your phone is still in aircraft mode, it may not be able to connect to the mobile network. Which program is the best music for aircraft mode? With Spotify you can download songs and listen to your aircraft mode if you are a Spotify Premium subscriber. Groove Music, LiveOne and YouTube Music offer similar functions as users of the highest quality. How do I find a lost Android phone in aircraft mode? Thank you for the reporting! Get the latest technology news every day, subscribe and tell us why! I just updated my RAZR HD Maxx Droid to S7. I have a question: Droid I could set smartness "sleep", which would at some point turn on and switch off the aircraft mode. I had to switch on at 11 a.m. And again at 7 p.m. S7 has something like that? I noticed that you can plan the "non-disturbing" mode that switches off the ringtones and warnings, but I really don't want it. I want the aircraft mode to switch off all radio receivers at night when I don't use a phone to save the battery. What an idea? Thank you very much. - Erik S. [clep.american.government.studyguide](#) Check the Macodroid program. I just tried the macodroid. Looks like a beautiful device. However, it seems that the roots are needed to switch on and off the aircraft mode. What I don't have. Does anyone have any other ideas? [normal_642553939304b.pdf](#) Lama is a program that carries out the planned tasks after time or location. You have to learn a little, but if you get used to it, it is a very powerful tool. For example, if I contributed Wi-Fi from 8 a.m. to 6 p.m., it automatically remains the call. [brain_changer_felice_jacka.pdf](#) she would like toDoes the disturbance function work the same way? I have and I use Tasker. [normal_64286d6274bf1.pdf](#) But it also requires a dotted device. The function does not have to worry, no rooting of the device is required. It's my S7 Edge settings. I am scheduled to turn off my phone from north to 6:00 pm every night. It can also be operated manually without affecting the schedule. My only complaint is that it does not allow many plans. It also allows exceptions to the applications or invitations. I think OP I am looking for a way to prevent airplanes like Bluetooth and Wi-Fi. Do not disturb just bells and noises. I haven't found a way yet. The function does not have to worry, no rooting of the device is required. It is easy to turn on and off the various procedures individually or program exceptions. I don't know if it will help.

It's my S7 Edge settings. I am scheduled to keep my phone silent from midnight to 6:00 every night. It can also be operated manually without affecting the schedule. [angry_birds_transformers_mod_apk_offline](#) My only complaint is that it does not allow many plans. It also allows exceptions to the applications or invitations. [garmin_striker_4_plus_manual_espanol](#) As I said, this is not what I want. I want all radios to turn off in airplane mode at night when I don't use the phone to save the battery. I haven't tried Tasker. However, the previous answer in this thread indicates that Tasker also requires roots. I started to think that each application needs roots to change the airplane mode settings. I hoped the S7 would be built -in. But probably not. Okay, why not manually do it, in my opinion, an attempt to automate it because you are pretty lazy, yes, I could do it by hand. But my memory is bad and I would never remember to do it every night. [create_gif_android](#)

I haven't tried Tasker. But the previous answer in this thread indicatesTasker also needs root. [normal_643a34483add7.pdf](#) I'm starting to think that every program is going to need root to switch airplane mode. I was expecting something installed in S7. But I don't think [agathiya_books.tamil.free](#) I quickly reviewed the Tasker and stated that it was the job of a secure setup and clearer device. I was wondering if you could use Tasker to create a poor man's aerial mode. [normal_643c3aa03854a.pdf](#) Data, WLAN et al. Shutting OFF you don't know how you can turn off radio devices, but you don't know how much battery you save. Why not connect during the night? I was also looking for an opportunity to automate airplane mode for another reason, but it is no longer possible without root. It won't hurt if you plug in the device overnight. Well, I don't expect to use it that often to charge every day. Sure, I can make mistakes. I only had a few days. But with my old phone with a truck, I would roll around for 2-3 days. [normal_64057c0e6943f.pdf](#) But thanks everyone for the suggestions. - Erik S. I'm using this car's machine and you can get whatever you want. While there is no special airplane mode, you can determine the "composite action" to turn off Wi-Fi, data, tones, and so on at a particular time. Best of all, you don't need to be rooted. I figured if that seemed to be what I wanted, I'd buy a pro version. But it seems that this is not the case. I turn WLAN on and off. [durjoy_data_girl_of_my_dreams_pdf_file_pdf_download](#) It has an action to disable mobile data and bluetooth, but they didn't work (probably need a root?). It had no action to turn off the cell phone. Are you sure the Pro version disables everything including a cell phone? You are grounded thank you. - Erik S. I just upgraded from Droid Razr HD Maxx to S7. I have a question: I was able to cleverly set a "sleep" in a droid, which would turn on and off of airplane mode at one point. I found it turns on at 11 and turns off again at 7. Is there anything like S7? ANDThat you can plan the "Non-Disturbing" mode, which turns off the ringtone and alertness, but I don't want it. I want the airplane mode to turn off all the radio receivers at night when I do not use the phone to save the battery. Some ideas?

Yes! You can plan the airplane mode without root. You will need 3 applications: Tasker + Frep + secure settings. I upload this video to show the method. If you have any questions, let me know! Interesting. It looks a bit complicated, but it makes sense. Some questions before attempting: - When it comes to automation, I think I can use Macrodroid, Authn or the like? - What if you have a password to lock on the screen, will it still work to unlock the screen? Thanks. - Eric S. is interesting. It looks a bit complicated, but it makes sense. Some questions before attempting: - When it comes to automation, I think I can use Macrodroid, Authn or the like? - What if you have a password to lock on the screen, will it still work to unlock the screen? Thanks.

-Eric S. I tried Tasker just because Fre and security settings have plugs on the task, if frep and security settings are MacDroid or Authn plug -in modules then yes, it should work with a pin or password, there are 2 options: 1 - To simulate record sessions (you need to remember the location of each button to make sure you upload the right output) 2- or use a feature called: Keyboard protection in secure settings. The program will block @for a while and it will be allowed again. Personally, I think option 1 is easier because you often do not change the pin. Finally, if the video was useful, lift your thumb! Note. You can remove any app purchased from Google Play within 2 hours and for no reason to repay the money. LOL, yes, too complicated compared to just a quick switch setting! But the information on the target search is 80. Correct. But the main goal was to find a way to do it automatically!Day! It would be very useful for me to know how to program airplane mode for work as I am not allowed to turn on my phone before I can do my job at work. But you know how these days are with phones. It's hard to keep track of when you can turn it on and off and sometimes I forget about it. This would be a great thing when scheduling Airplane Mode at certain times of the day. I am currently trying Tasker. The llama broke up; I found it very flawed. Page 2 just follow the instructions in this video: Yes! You can schedule plane mode without root. You need 3 apps: Tasker + Frep + Safe Settings. I figured out this video to show the method - if you have any questions let me know! It doesn't work for me. After sleep my phone always works fine except for FREP. I have to stop and restart the FREP service to get it working again. Do you have a decision on it? ??? Does anyone have a solution??? I tried the idea of FRAP and Tasker, you have to pay for two programs, Frep and Tasker, after which the setup can be done and it works until the system is reassessed. After re-stroking, you need to connect the USB cable and retry Frep. So @Snakeyskm the answer is no, not considering the recess. IMHO, this is not a solution, or at least a very bad one. For example, is there another app that adds airplane mode in smart settings? Why?

Because I want to reduce electronic, automated smoking as much as possible! These devices literally kill the body and the environment, hassle-free and silent ... it's a silent killer. Last Time Weird: 2018 July 10 LAMA is a program that performs scheduled tasks by time or location. You have to learn a bit, but once you do, it's a very powerful tool. I tried to install it, but when I try to set up plane mode